

JECTA®

3/01

DIFFUSIBLE BORACIDE

Kills Infestations of and For the Prevention and Elimination of **Termites, Drywood Termites, Carpenter Ants, Wood Destroying Beetles And Decay Fungi**

Long Lasting Protection for Wood in Contact with the Ground

ACTIVE INGREDIENT:

Disodium Octaborate Tetrahydrate ($\text{Na}_2\text{B}_8\text{O}_{13} \cdot 4\text{H}_2\text{O}$) . . .40.0%

OTHER INGREDIENTS:60.0%

EPA Reg. No. 64405-4

EPA Est. 64405-TN-1

U.S. Patent Nos: 5,104,654; 5,296,240; 5,460,816; 5,645,828.

KEEP OUT OF REACH OF CHILDREN CAUTION

PRECAUTIONARY STATEMENTS

Hazards To Humans & Domestic Animals

CAUTION: Harmful if inhaled or absorbed through skin. Avoid breathing vapors. Avoid contact with skin, eyes or clothing. Avoid contamination of food and feed. Wash thoroughly with soap and water after handling. Do not leave container where children or animals may gain access.

Statement of Practical Treatment

If Inhaled: Remove victim to fresh air. Apply artificial respiration if indicated. Contact a physician if warranted. **If In Eyes:** Flush with plenty of water. Get medical attention if irritation persists. **If On Skin:** Remove contaminated clothing and wash skin with plenty of soap and water. Get medical attention. Wash clothing prior to reuse. **IN CASE OF A MEDICAL EMERGENCY** involving this product call (800) 424-9300 or your local Poison Control Center.

Environmental Hazards

Do not apply directly to water, to areas where surface water is present or to intertidal areas below the mean high water mark. Do not contaminate water when disposing of equipment washwaters or rinsate. JECTA carelessly spilled or applied to cropland or growing plants, including trees and shrubs, may kill or seriously retard plant growth.

DIRECTIONS FOR USE

It is a violation of Federal law to use this product in a manner inconsistent with its labeling.

STORAGE AND DISPOSAL

Do not contaminate water, food or feed by storage or disposal.

STORAGE: Store in a dry place. Do not store where children or animals may gain access. Do not freeze.

MADE IN THE USA

Revised 2/1/98

PESTICIDE DISPOSAL: Do not contaminate water when disposing of equipment washwaters. Wastes resulting from the use of this product may be disposed of on site or at an approved waste disposal facility.

CONTAINER DISPOSAL: Triple rinse (or equivalent), then offer for recycling or reconditioning, or puncture and dispose of in a sanitary landfill, or incineration, or if allowed by state and local authorities, by burning. If burned, stay out of smoke.

NOTICE

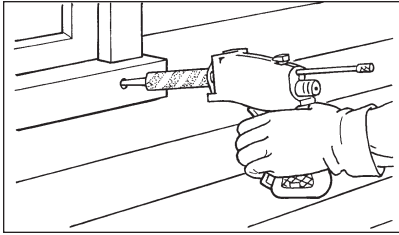
Read and understand the entire label before using. Use only according to label directions.

Before buying or using this product, read "WARRANTY LIMITATIONS AND DISCLAIMER" statement found elsewhere on this label. If terms are unacceptable, return unopened package to seller for full refund of purchase price. Otherwise, use by the buyer or any other user constitutes acceptance of the terms under WARRANTY LIMITATIONS AND DISCLAIMER.

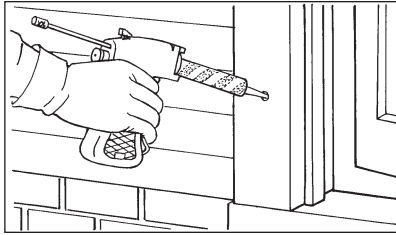
The use of this product in food processing establishments should be confined to time periods when the plant is not in operation. Foods should be removed or covered during treatment. All food processing surfaces should be covered during treatment or thoroughly cleaned before using. After treatment in food processing plants, thoroughly wash all equipment, benches, shelving, etc., where exposed food will be handled with an effective cleaning compound and rinse with potable water.

SAFE HANDLING PROCEDURES

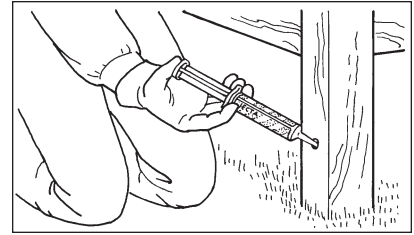
The use of chemical splash goggles and solvent resistant gloves is advised. Spills may be cleaned with a damp cloth or absorbed with appropriate materials. When applying JECTA in confined spaces, it is recommended that ventilation or an exhaust system be provided. If this is impractical, the use of a NIOSH approved respirator designed for protection from organic vapors is recommended. (Refer to the



Use JECTA in high risk areas vulnerable to infestation.



Use JECTA in areas where wood decay or insects are present.



Inject proper amount of JECTA into holes.

JECTA® Material Safety Data Sheet for additional health and safety information.)

GENERAL INFORMATION

JECTA is highly concentrated to provide a long lasting reservoir of active borate ingredient to wood, particularly in high-risk or moist areas. Because of its high concentration and controlled diffusion rate, JECTA is recommended for treating wood in contact with the ground or soil. JECTA will eliminate existing wood destroying insect and fungal infestations and provide residual protection against:

Subterranean Termites: Reticulitermes, Heterotermes

Formosan Termites: Coptotermes

Dampwood Termites: Zootermopsis, Neotermes

Drywood Termites: Kalotermites, Incisitermes

Carpenter Ants: Camponotus

Old House Borers, Longhorn Beetles: Cerambycidae, Hylotrupes

Brown Rot, White Rot and Wood Decay Fungi

JECTA contains 40% by weight disodium octaborate tetrahydrate, a combination of borax and boric acid formulated in a patented carrier system which facilitates rapid penetration throughout wood of any moisture content. JECTA is particularly suited for treatment of wood which is coated with a water repellent finish or is in ground contact, such as fence posts and utility poles. It is not necessary to remove any wood finish prior to injection of JECTA.

NOTE: If any wood member's structural integrity has been reduced to the extent that repair or replacement is necessary, repairs and/or replacement should be made. JECTA does not add structural integrity to previously damaged wood.

I. APPLICATION METHODS

JECTA is designed for application to wood by injection into voids, checks, cracks, pre-drilled holes or injection sleeves designed for this purpose. In order to facilitate re-application in high risk areas, a plug of material such as cork rubber, wood or caulk.

JECTA can be injected through any wood surface coating. Injection sites may be placed in either a staggered, linear, or angled pattern. JECTA should be injected throughout the infested area for at least 6 inches on either side of wood showing any signs of infestation.

Injection holes should be spaced at even intervals throughout the infested area to provide the best distribution of JECTA. Drill holes at a downward angle

to help retain liquid in place while sealing hole. If a long section of a beam or member is being treated, do not exceed a 24 inch spacing between holes.

II. APPLICATION STEPS

1. Measure the dimensions and length of the zone of wood to be treated. If the zone has an active infestation, calculate amount to include an additional six (6) to twelve (12) inches on either side of the infested area. Refer to Table 1 for the amount of JECTA required to treat various size wood members.
2. Refer to Table 2 and select the appropriate size and number of holes to accommodate the required amount of JECTA. If possible, drill hole to extend to the center of the wood member being treated. Avoid drilling any holes, which would significantly decrease the structural strength of any wood member.
3. Inject proper amount of JECTA into holes.
4. Seal holes with a cork, plastic or wooden plug, exterior wood putty or rubber stopper.
5. Remove any excess JECTA from the surface with a damp cloth or sponge.

III. APPLICATION SITES

Use JECTA in areas where wood decay or insects are present or in high-risk areas vulnerable to infestation, such as wood that remains moist or is subject to frequent wetting, or wood, which is in contact with the ground or soil. Examples include:

Flooring and Foundation Systems – especially around kitchens and bathrooms where leaky plumbing, bath traps or deteriorated caulking may be present.

Window and Door Framing and Headers – where weathered paint or caulk provides inadequate protection against moisture.

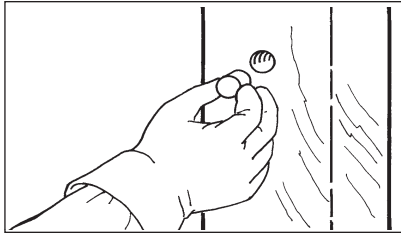
Exterior Steps, Porches and Decks – where damage may be found in columns, railings, floors and support members.

Roof Trim and Soffits – especially fascia boards supporting gutter systems and soffits; where wood is in contact with skylights, vents, flashing or chimneys and wherever excessive moisture is found.

Attics and Roofing – where leaks may cause decay damage to support members and rafters.

Porches and Garages – where wood contacts concrete slabs or brick walls are adjacent to dirt filled porches.

Fence Posts, Pilings and Piers



Seal holes with a cork, plastic or wooden plug, exterior wood putty, or rubber stopper.

Log Construction – in any decayed or susceptible areas or where a water repellent finish is present such as corners, joints, ends and lower courses; and especially into upward facing cracks and checks that allow water entry. Apply directly into beetle emergence holes and carpenter ant galleries.

Utility Poles – in susceptible areas such as at the groundline and where cross-arms are attached.

Railroad Ties (Sleepers)

NOTE: SPILLED JECTA® MAY STAIN SOME WOOD FINISHES. IF NECESSARY PROTECT SURFACE DURING APPLICATION AND WIPE UP EXCESS WITH A DAMP CLOTH.

WARRANTY LIMITATIONS AND DISCLAIMER

Because of varying conditions affecting the use and application, manufacturer warns buyer that these may impair or vary the results or effects of the use of this product. In any event, complete elimination or prevention of decay or insect infestation is not guaranteed. Neither the manufacturer nor seller shall be liable in respect to any injury or damage suffered by reason of the use of this product for a purpose not indicated by the label or when used contrary to the directions or instructions hereon nor with respect to breach of any warranty not expressly specified herein. Buyer accepts this material subject to these terms, and assumes all risk of usage and handling except when used or handled in accordance with this label.

TABLE 1

DIMENSIONAL LUMBER		NOTE: If possible, holes should be angled downward to prevent liquid from escaping hole after injection. Never space holes more than 24" apart along the length of any wood member being treated.	
Actual Size (inches)	CC Required per Lineal Foot	SQUARE AND RECTANGULAR LOGS AND BEAMS	
2 X 2	2	Actual Size (inches)	CC Required per Lineal Foot
2 X 4	4	4 X 4	7
2 X 6	5	4 X 6	10
2 X 8	7	4 X 8	13
2 X 10	8	4 X 10	17
2 X 12	10	4 X 12	20
4 X 4	7	6 X 6	15
ROUND LOGS, POLES AND TIMBERS		6 X 10	25
Diameter (inches)	CC Required per Lineal Foot	6 X 12	30
4	5	8 X 8	27
6	12	8 X 10	33
8	21	8 X 12	39
10	33	10 X 10	42
12	48	12 X 12	60
14	63		

TABLE 2
LIQUID CAPACITY FOR VARIOUS SIZE HOLES IN CUBIC CENTIMETERS

Depth (inches)	Hole Diameter (inches)			
	(3/8)	(1/2)	(5/8)	(3/4)
1	1.8	3.2	5.0	7.1
2	3.6	6.4	10.1	14.6
3	5.4	9.7	15.1	21.8
4	7.2	12.9	20.2	29.1
5	9.0	16.1	25.2	36.4
6	10.8	19.3	30.2	43.7
7	12.6	22.5	35.3	51.0
8	14.4	25.7	40.3	58.2
9	16.2	28.9	45.4	65.5
10	18.0	32.2	50.4	72.8



100 Nisus Drive • Rockford, TN 37853
www.nisuscorp.com

For Questions or Information,
Call: 800.264.0870
MADE IN THE U.S.A.

JECTA® and Nisus are registered trademarks of NISUS Corporation.
©2007 Nisus Corporation • JT-MSDS-1007