
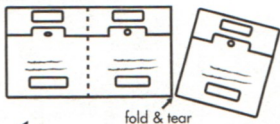


To use the Monitor & Insect Trap


1. Fold the trap on the 2 lengthwise scores on either side of the adhesive pad.



2. To separate into 2 or 3 smaller traps fold the closed trap at the perforations which separate the 3 sections. After folding, tear the sections apart.



3. Remove paper from adhesive pad.



4. Insert tabs into slots to make enclosed trap.



5. If trap is to be attached to a surface, remove narrow paper strip on the bottom of the trap and press trap to surface in desired position.